




Appendix III

Analysis of homogeneity

The legend is the same for all the tables below.

Standard Normal Homogeneity Test - Mark "<" is used where T_0 value exceeds 95%.

Mann-Whitney-Pettit Test - Mark "<" is used where p-value is below 0.05.

	Match in both tests.
	Significant inhomogeneity in one of the tests.
	Significant inhomogeneity in both tests.

Danube Berg									
Standard Normal Homogeneity Test					Mann-Whitney-Pettit Test				
Month	Change		Period	n	Month	Change		Period	n
I	1982		1930-2007	78	I	1974		1930-2007	78
II	1983	<	1982-2007	26	II	1955			
II	1935		1930-2007	78	III	1999			
III	1999				IV	1962	<		
IV	1962				V	1961	<	1946-2007	62
V	1964	<	1946-2007	62	VI	1960			
VI	1960				VII	1953			
VII	1947				VIII	1942			
VIII	1941				IX	1941			
IX	1941	<	1930-2007	78	X	1973		1930-2007	78
IX	1939	<	1930-1940	11	XI	1972			
X	1941		1930-2007	78	XII	1972	<		
X	1939	<	1930-1940	11	annual	1965		1946-2007	62
XI	1945				max	1977		1930-2007	78
XII	1965		1930-2007	78					
XII	1966	<	1965-2007	43					
annual	1965		1946-2007	62					
max	1936		1930-2007	78					

Danube Ingolstadt									
Standard Normal Homogeneity Test					Mann-Whitney-Pettit Test				
Month	Change		Period	n	Month	Change		Period	n
I	1974				I	1974	<		
II	1935				II	1974			
III	1999				III	1977			
IV	2007				IV	1962			
V	1925				V	1943			
VI	1927		1924-2007	84	VI	1989		1924-2007	84
VII	2001				VII	2001			
VIII	1925	<			VIII	1942			
IX	1942				IX	1942			
X	1942				X	1942			
X	1939	<	1924-1941	18	X	1935	<	1924-1941	18
XI	1945		1924-2007	84	X	1973	<	1942-2007	66
XI	1944	<	1924-1944	21	XI	1972		1924-2007	84
XII	1973	<	1924-2007	84	XII	1972	<		
annual	1965		1925-2007	83	annual	1965		1925-2007	83
max	1999		1947-2007	61	max	1978	<	1947-2007	61

Danube Regensburg									
Standard Normal Homogeneity Test					Mann-Whitney-Pettit Test				
Month	Change		Period	n	Month	Change		Period	n
I	1974				I	1974	<		
II	1935				II	1966			
III	1937				III	1977		1924-2007	84
IV	1962				IV	1962			
V	1925	<			V	1962			
VI	1927		1924-2007	84	V	1946	<	1924-1961	38
VII	2001				VI	1989			
VIII	1925	<			VII	2001		1924-2007	84
IX	1942				VIII	1942			
X	1942				IX	1942			
X	1939	<	1924-1941	18	IX	1965	<	1942-2007	66
XI	1945				X	1946			
XII	1965		1924-2007	84	XI	1942		1924-2007	94
annual	1965		1925-2007	83	XII	1965	<		
max	1993		1924-2007	84	annual	1965		1925-2007	83
					max	1978		1924-2007	84

Danube Pfelling									
Standard Normal Homogeneity Test					Mann-Whitney-Pettit Test				
Month	Change		Period	n	Month	Change		Period	n
I	1974		1926-2007	82	I	1974	<	1926-2007	82
II	1935				II	1966			
III	1937				III	1977			
IV	1935				IV	1962			
V	1962				V	1961			
VI	1927	<			VI	1946	<	1926-1960	35
VII	1927				VII	1945		1926-2007	82
VIII	1942				VIII	1942			
IX	1942				IX	1942			
X	1942				X	1946			
X	1939	<			XI	1942			
XI	1945				XII	1965	<		
XII	1965		annual	1965		1927-2007	81		
annual	1965		max	1993		1926-2007	82		

Danube Hofkirchen									
Standard Normal Homogeneity Test					Mann-Whitney-Pettit Test				
Month	Change		Period	n	Month	Change		Period	n
I	1910		1901-2007	107	I	1974		1901-2007	107
II	1935				II	1935			
III	1999				III	1937			
IV	1902				IV	1917	<	1901-1936	36
V	1946				V	1962		1901-2007	107
VI	1996				VI	1946			
VII	2001				VII	1989			
VIII	1988				VIII	1982			
IX	1942				IX	1989			
X	1998				X	1942			
XI	1998				XI	1946			
XII	1973				XII	1922			
annual	1965		annual	1965		max	1979		
max	1998								

Danube Achleiten									
Standard Normal Homogeneity Test					Mann-Whitney-Pettit Test				
Month	Change		Period	n	Month	Change		Period	n
I	1974		1901-2007	107	I	1974	<	1901-2007	107
II	1935				II	1966	<		
III	1999	<			III	1937	<		
IV	2007				IV	1935			
V	1925				V	1925			
VI	1988				VI	1946			
VII	1982				VII	1982			
VIII	1971				VIII	1971			
IX	1942				IX	1942			
X	1946				X	1946			
XI	1992				XI	1972			
XII	1973				XII	1973			
annual	2004		annual	1946		1902-2007	106		
max	1939		max	1939		1901-2007	107		

Danube Linz									
Standard Normal Homogeneity Test					Mann-Whitney-Pettit Test				
Month	Change		Period	n	Month	Change		Period	n
I	1974		1931-1990	60	I	1974		1931-1990	60
II	1935				II	1974			
III	1937				III	1937			
III	1943	<	1937-1990	54	IV	1971			
IV	1935		1931-1990	60	V	1971			
V	1989				VI	1946	<		
VI	1971				VII	1960			
VII	1968				VIII	1971			
VIII	1971				IX	1942			
IX	1942	<			X	1946	<		
X	1946	<			XI	1946			
XI	1945				XII	1973			
XII	1973		annual	1946		1932-1990	59		
annual	1946		1932-1990	59	max	1890	<	1821-2002	182
max	1890	<	1821-2002	182					

Danube St Krens									
Standard Normal Homogeneity Test					Mann-Whitney-Pettit Test				
Month	Change		Period	n	Month	Change		Period	n
I	2003		1900-2003	104	I	1974		1900-2003	104
II	1935				II	1966	<		
III	1999	<	1900-1998	99	III	1937	<		
III	1937	<			IV	1935			
IV	1935		1900-2003	104	V	1961			
V	1905				VI	1988			
VI	1996				VII	1982			
VII	2002				VIII	1971			
VIII	2003				IX	1942			
IX	1942				X	1946			
X	1996				XI	1922			
XI	1992				XII	1964	<		
XII	1973	<	annual	1965		1901-2003	103		
annual	1910		1901-2003	103	max	1906	<	1828-2006	179
max	1954	<	1828-2006	179	max	1954	<	1906-2006	101

Danube Wien									
Standard Normal Homogeneity Test					Mann-Whitney-Pettit Test				
Month	Change		Period	n	Month	Change		Period	n
I	1974		1900-2006	107	I	1974		1900-2006	107
II	1935				II	1966			
III	1999	<			III	1937	<		
IV	2006				IV	1935			
V	1925				V	1925			
VI	1988				VI	1968			
VII	1982				VII	1982			
VIII	1971				VIII	1971			
IX	1942	<			IX	1942	<		
X	1946				X	1946			
XI	1992				XI	1912			
XII	1973				XII	1973			
annual	1905		1901-2006	106	annual	1910		1901-2006	106
max	1890	<	1828-2006	179	max	1906	<	1828-2006	179

Danube Bratislava										
Month	Change		Period	n		Month	Change		Period	n
I	2006		1876-2006	131		I	1965		1876-2006	131
II	1877									
III	1965									
III	1968	<	1965-2006	42		IV	1965			
IV	1877		1876-2006	131		V	1965			
V	1881									
VI	1881									
VII	1881									
VIII	1928									
IX	1928									
X	1882									
XI	1882									
XII	1882									
annual	1928		1877-2006	130	annual	1928		1877-2006	130	
max	1991		1876-2007	132	max	1939		1876-2007	132	

Danube Nagymaros											
Standard Normal Homogeneity Test					Mann-Whitney-Pettit Test						
Month	Change		Period	n	Month	Change		Period	n		
I	1928		1893-2007	115	I	1933		1893-2007	115		
II	1894										
III	1999										
IV	2005										
V	1925										
VI	1968										
VI	1965	<	1893-1967	75	II	1949		1893-2007	115		
VII	1976		1893-2007	115	III	1977					
VIII	1898										
IX	1942	<									
IX	2007	<	1942-2007	66	IV	1910					
X	1946		1893-2007	115	V	1928					
XI	1910										
XII	1900										
annual	1946		1894-2007	114	VI	1968	<			1893-2007	115
max	2006		1893-2008	115	VII	1968					
					VIII	1961					
					IX	1942	<				
					X	1946					
					XI	1946					
					XI	1922	<	1893-1945	53		
					XII	1973		1893-2007	115		
					annual	1946		1894-2007	114		
					max	1994		1893-2008	115		

Danube Mohács											
Standard Normal Homogeneity Test					Mann-Whitney-Pettit Test						
Month	Change		Period	n	Month	Change		Period	n		
I	1974		1930-2007	78	I	1974	<	1930-2007	78		
II	1935										
III	1935										
IV	1937										
V	1935										
VI	1935										
VII	2000										
VIII	1971										
IX	2007										
X	1946										
X	1954	<			1946-2007	62	XI			1942	
XI	1942				1930-2007	78	XII			1974	
XII	1974										
XII	1975		1974-2007	34							
annual	1936		1931-2007	77	annual	1936		1931-2007	77		
max	1935	<	1930-2007	78	max	1991	<	1930-2007	78		

Danube Bezdán									
Standard Normal Homogeneity Test					Mann-Whitney-Pettit Test				
Month	Change		Period	n	Month	Change		Period	n
I	1974		1931-1990	60	I	1974		1931-1990	60
II	1949				II	1949			
III	1949				III	1971			
IV	1971				IV	1977	<	1971-1990	20
V	1971				V	1971		1931-1990	60
VI	1946		VI	1968					
VI	1935	<	1931-1945	15	VI	1946	<	1931-1945	15
VII	1976		VII	1935	<				
VIII	1971		1931-1990	60	VIII	1968		1931-1990	60
IX	1942	<			IX	1971			
X	1946	<			X	1942			
XI	1942	<	XI	1946	<	1932-1990	59		
XI	1939	<	1931-1941	11	XI				
XII	1945		1931-1990	60	XII	1942		1932-1990	59
annual	1946		1932-1990	59	annual	1968			
max	2006		1950-2006	57	max	1994		1950-2006	57

Danube Bogojevo									
Standard Normal Homogeneity Test					Mann-Whitney-Pettit Test				
Month	Change		Period	n	Month	Change		Period	n
I	1974		1931-2007	77	I	1974		1931-2007	77
II	1984				II	1984	<	1974-2007	34
III	1949	<			III	1984		1931-2007	77
IV	1948				IV	1971	<		
V	1971				V	1971			
VI	1945	<	VI	1968	<	1968-2007	40		
VI	1935	<	1931-1944	14	VI			1989	<
VII	1981	<	1931-2007	77	VII	1981	<	1931-2007	77
VIII	1983	<			VIII	1982	<		
IX	1942	<			IX	1942			
X	1942	<	X	1946		1932-2007	76		
XI	1942	<	XI	1946	<				
XI	1939	<	1931-1941	11	XII	1942		1932-2007	76
XII	1945		1931-2007	77	annual	1983	<		
annual	1946	<	1932-2007	76	max	1994		1950-2006	57
max	2006		1950-2006	57					

Danube Pancevo									
Standard Normal Homogeneity Test					Mann-Whitney-Pettit Test				
Month	Change		Period	n	Month	Change		Period	n
I	1948		1931-2007	77	I	1955		1931-2007	77
II	1936				II	1965		1965-2007	43
III	1971				III	1984	<		
IV	2004				IV	1971	<	1931-2007	77
V	1943				V	1946			
VI	1988				VI	1988	<		
VII	1981	<			VII	1981	<		
VIII	1983				VIII	1983	<		
IX	1942				IX	1942		1942-2007	66
X	1942				X	1955	<		
XI	1942	<			XI	1942		1931-2007	77
XII	1982				XII	1967			
annual	1943		1932-2007	76	annual	1983		1932-2007	76
max	2005		1946-2006	61	max	1983		1946-2006	61

Danube Veliko Gradiste									
Standard Normal Homogeneity Test					Mann-Whitney-Pettit Test				
Month	Change		Period	n	Month	Change		Period	n
I	1948		1931-2007	77	I	1955		1931-2007	77
II	1936				II	1988			
III	1971				II	1994	<	1988-2007	20
IV	2004				III	1971	<		
V	1943				IV	1989			
VI	1988				V	1981			
VII	1981				VI	1981	<		
VIII	1982				VII	1981	<	1931-2007	77
IX	1942				VIII	1982	<		
X	1942				IX	1942			
XI	1942	<			X	1942			
XII	1982				XI	1942			
annual	1982		XII	1982					
max	-	-	annual	1982					
			annual	1995	<	1982-2007	26		
			max	-	-				

Danube Orsova/Turnu Severin											
Standard Normal Homogeneity Test					Mann-Whitney-Pettit Test						
Month	Change		Period	n	Month	Change		Period	n		
I	1910		1840-2005	166	I	1910	<	1840-2005	166		
II	1936	<			II	1936	<				
III	1841				III	1900					
IV	2004				IV	1875					
V	1943				V	1943	<				
VI	1988	<			VI	1945	<				
VII	1981				VII	1927					
VIII	1983				VIII	1921					
IX	1942				IX	1942					
IX	1955	<			IX	1955	<			1942-2005	64
X	1853				X	1942					
X	1851	<			X	1942				1840-2005	166
XI	1853		XI	1909							
XII	1869		XII	1909							
XII	1861	<	annual	1983							
annual	1983		annual	1995	<	1983-2005	23				
max	-	-	max	-	-						

Danube Ceatal Izmail									
Standard Normal Homogeneity Test					Mann-Whitney-Pettit Test				
Month	Change		Period	n	Month	Change		Period	n
I	1953		1931-1995	65	I	1955		1931-1995	65
II	1965				II	1965	<		
II	1987	<			II	1984	<	1965-1995	31
III	1989				III	1971			
IV	1989				IV	1962		1931-1995	65
V	1989				V	1962			
VI	1943				V	1982	<	1962-1995	34
VII	1981				VI	1943			
VIII	1983				VII	1981		1931-1995	65
IX	1990				VIII	1983			
X	1942				IX	1955			
XI	1942				IX	1942	<	1931-1954	24
XII	1982		X	1964					
annual	1983		X	1946	<	1931-1963	33		
max	-	-	X	1985	<				
			X	1942		1964-1995	32		
			XI	1942					
			XII	1982		1931-1995	65		
			annual	1983					
			max	-	-	1932-1995	64		

Danube tributaries

Inn - Oberaudorf											
Standard Normal Homogeneity Test					Mann-Whitney-Pettit Test						
Month	Change		Period	n	Month	Change		Period	n		
I	1974	<	1901-2007	107	I	1965	<	1965-2007	43		
II	1974	<			I	1974	<	1901-2007	107		
II	1965	<	1901-1973	73	II	1966	<			1901-1973	73
III	1974	<	1901-2007	107	III	1974	<	1901-2007	107		
III	1999	<	1974-2007	34	III	1937	<				
IV	1999		1901-2007	107	IV	1943	<				
V	1925				V	1928					
VI	1971	<			VI	1968	<				
VII	2002	<			VII	1968	<				
VIII	1989	<			VIII	1971	<				
IX	1947				IX	1947					
X	1996				X	1973					
XI	1996	<			XI	1963	<				
XII	1970	<			XII	1964	<				
annual	1999				1902-2007	106	annual			1938	
max	1988				1901-2007	107	max	1968	<	1901-2007	107

Inn - Passau Ingling											
Standard Normal Homogeneity Test					Mann-Whitney-Pettit Test						
Month	Change		Period	n	Month	Change		Period	n		
I	1974	<	1921-2007	87	I	1974	<	1921-2007	87		
II	1974	<			II	1974	<				
III	1999	<	1921-1998	78	III	1977	<				
IV	1943		1921-2007	87	IV	1943					
IV	1946	<	1943-2007	65	V	1968					
V	1925		1921-2007	87	VI	1968	<				
VI	1984				VII	1982					
VII	2002				VIII	1971	<				
VIII	1971				IX	1942					
IX	1942				X	1946					
X	1946				XI	1988					
XI	1992				XI	1943	<			1921-1987	67
XII	1973	<			XII	1973	<	1921-2007	87		
annual	1928				1922-2007	86	annual	1928		1922-2007	86
max	1922				1921-2007	87	max	1940	<	1921-2007	87

Lech Landsberg													
Standard Normal Homogeneity Test					Mann-Whitney-Pettit Test								
Month	Change		Period	n	Month	Change		Period	n				
I	1910		1901-2007	107	I	1974	<	1901-2007	107				
II	1955	<			II	1955	<						
II	1956	<	1955-2007	53	III	1940	<						
III	1940	<	1901-2007	107	IV	1954	<						
IV	1954	<			V	1954	<						
V	1946	<			VI	1958	<						
VI	1971				VII	1983							
VII	2001				VIII	1942							
VIII	1990				VIII	1924	<			1901-1941	41		
IX	1942				IX	1942				1901-2007	107		
X	1996				X	1966							
XI	1921				XI	1921							
XII	1909				XII	1954	<						
annual	1942				1902-2007	106	annual	1946				1902-2007	106
max	1947				1901-2007	107	max	1951	<			1901-2007	107
					max	1975	<	1951-2007	57				

Regen Regenstau									
Standard Normal Homogeneity Test					Mann-Whitney-Pettit Test				
Month	Change		Period	n	Month	Change		Period	n
I	1923		1901-2007	107	I	1923		1901-2007	107
I	1915	<	1901-1922	22	I	1915	<	1901-1922	22
II	1949		1901-2007	107	I	1974	<	1923-2007	85
II	1948	<	1901-1948	48	II	1924		1901-2007	107
III	1999		1901-2007	107	III	1978			
IV	1965				IV	1965			
V	1989				V	1989			
VI	1923				V	1965	<	1901-1988	88
VII	1982				VI	1965		1901-2007	107
VIII	1942				VI	1989	<	1965-2007	43
IX	1942				VII	1959		1901-2007	107
X	2003				VIII	1942			
XI	1995				IX	1974			
XII	1974				X	1942			
XII	1975	<	1974-2007	34	XI	1974			
annual	1979		1902-2007	106	XII	1974			
max	1904		1901-2007	107	annual	1928		1902-2007	106
					max	1949		1901-2007	107
					max	1978	<	1949-2007	59

Salzach Burghausen											
Standard Normal Homogeneity Test					Mann-Whitney-Pettit Test						
Month	Change		Period	n	Month	Change		Period	n		
I	1974	<	1901-2007	107	I	1974	<	1901-2007	107		
I	1976	<	1974-2007	34	II	1957	<				
II	1974		1901-2007	107	III	1937	<				
III	1987	<			IV	1943					
IV	1911				V	1925					
V	1925				VI	1981					
VI	1981				VII	1921					
VII	1920				VIII	1971					
VIII	2007				IX	1942					
IX	1926				IX	1976	<	1942-2007	66		
IX	1995	<			1926-2007	82	X	1946		1901-2007	107
X	1996				1901-2007	107	X	1978	<	1946-2007	62
XI	1992		XI	1988				1901-2007	107		
XII	1973		XII	1970			<				
annual	1915		annual	1928							
max	2002				max	1954					

Issar Plattling									
Standard Normal Homogeneity Test					Mann-Whitney-Pettit Test				
Month	Change		Period	n	Month	Change		Period	n
I	1974		1926-2007	82	I	1974		1926-2007	82
II	1935				II	1966			
III	1999				III	1977			
IV	2007				IV	1977			
V	2007				V	1971			
VI	1927				VI	1971			
VII	1927				VII	1982			
VIII	1927				VIII	1943			
IX	1942				IX	1942			
IX	1937	<			1926-1941	16	IX		
X	1946		1926-2007	82	IX	1965	<	1942-2007	66
XI	1945				XI	1946		1926-2007	82
XII	1973				XII	1972	<		
annual	2003		1927-2007	81	annual	1947		1927-2007	81
max	1940		1926-2007	82	annual	1936	<	1927-1946	20
max	1941	<	1940-2007	68	max	1974		1926-2007	82

Enns Steyr									
Standard Normal Homogeneity Test					Mann-Whitney-Pettit Test				
Month	Change		Period	n	Month	Change		Period	n
I	1974	<	1951-2005	55	I	1974	<	1951-2005	55
I	1977	<	1974-2005	32	II	1974			
II	1957		1951-2005	55	III	1987	<		
III	1997	<							
IV	1953								
V	2001								
VI	1996								
VII	1976								
VII	1975	<	1951-1975	25	IX	1976	<		
VIII	1971		1951-2005	55	X	1989			
IX	1995	<							
X	1996								
X	1997	<	1996-2005	10	XI	1988			
XI	1992		1951-2005	55	XII	1987			
XII	2003								
annual	1965		1952-2005	54	annual	1987		1952-2005	54
annual	1960	<	1952-1964	13	max	1944		1895-2007	113
max	1924		1895-2007	113					

Traun Ebensee									
Standard Normal Homogeneity Test					Mann-Whitney-Pettit Test				
Month	Change		Period	n	Month	Change		Period	n
I	1974		1951-2005	55	I	1974	<	1951-2005	55
I	1977	<	1974-2005	32	II	1974			
II	1957		1951-2005	55	III	1987	<		
III	1997								
IV	1969								
V	2001								
VI	1996								
VII	1982								
VIII	1992		1951-2005	55	IV	1961	<	1951-1970	20
IX	1995	<							
X	1996								
XI	1987		1951-2005	55	V	1968			
XII	1973								
annual	2003		1952-2005	54	VI	1996			
max	1991		1951-2005	55	VII	1982			
					VIII	1990			
					IX	1976	<		
					X	1996			
					XI	1972			
					XII	1971			
					annual	2003		1952-2005	54
					max	1990		1951-2005	55

Morava Kroměříž									
Standard Normal Homogeneity Test					Mann-Whitney-Pettit Test				
Month	Change		Period	n	Month	Change		Period	n
I	1921	<	1915-2007	93	I	1928	<	1915-2007	93
II	2000								
III	1917								
IV	1918	<							
V	1916	<							
VI	1916	<							
VII	1916	<							
VIII	1916	<							
IX	1916	<							
X	1916	<							
XI	1942								
XII	1916	<							
annual	1921		1916-2007	92	I	1974	<	1928-2007	80
max	2006		1915-2007	93	II	1929		1915-2007	93
					III	1977			
					IV	1918			
					V	1939			
					VI	1960			
					VI	1988	<	1960-2007	48
					VII	1953		1915-2007	93
					VII	1983	<	1953-2007	55
					VIII	1988		1915-2007	93
					IX	1965			
					IX	1942	<	1915-1964	50
					X	1942		1915-2007	93
					XI	1947			
					XII	1999			
					annual	1965		1916-2007	92
					max	1950		1915-2007	93
					max	1937	<	1915-1949	35

Morava - Strážnice											
Standard Normal Homogeneity Test					Mann-Whitney-Pettit Test						
Month	Change		Period	n	Month	Change		Period	n		
I	1921	<	1920-2007	88	I	1974		1920-2007	88		
II	2000										
III	1999										
IV	2006										
V	1938										
VI	1961				VI	1960		1960-2007	48		
VII	1954				VII	1988	<	1920-2007	88		
VIII	1988				VII	1953		1953-2007	55		
IX	1942				VIII	1983	<	1920-2007	88		
IX	1937	<			1920-1941	22	VIII			1988	
X	1942				1920-2007	88	IX			1965	
XI	1942						X	1942			
XII	1999		XI	1947							
annual	1937		1921-2007	87	XII	1999		1921-2007	87		
annual	1942	<	1937-2007	71	annual	1965					

Jihlava Ivančice											
Standard Normal Homogeneity Test					Mann-Whitney-Pettit Test						
Month	Change		Period	n	Month	Change		Period	n		
I	1990		1924-2007	84	I	1974		1924-2007	84		
II	1983										
III	1949										
IV	2006										
V	1926				VI	1960				1960-2007	48
VI	1927				VII	1973	<	1924-2007	84		
VII	1953				VII	1953					
VIII	2002				VIII	1955					
IX	1937				IX	1939		1923-2007	85		
IX	1939	<			1937-2007	71	IX			1955	<
X	1930				1924-2007	84	X	1954		1923-2007	85
XI	1942				1923-2007	85	XI	1995			
XII	1989		annual	1989				1924-2007	84		
annual	1989		1924-2007	84	annual	1996	<	1989-2007	19		
annual	1996	<	1989-2007	19	max	1949		1924-1958	35		
max	1949		1924-1958	35							

Svratka Židlochovice												
Standard Normal Homogeneity Test					Mann-Whitney-Pettit Test							
Month	Change		Period	n	Month	Change		Period	n			
I	1921	<	1916-2007	92	I	1928		1916-2007	92			
II	2000											
III	1999											
IV	1918											
V	1939				II	1974	<	1928-2007	80			
VI	1923				III	1929		1916-2007	92			
VII	1954				IV	1977						
VIII	1988				IV	1962						
IX	1942				V	1939		VI	1960	<	1960-2007	48
IX	1937	<			1916-1941	26	VI	1988	<	1916-2007	92	
X	1942				1916-2007	92	VII	1953		1953-2007	55	
XI	1942				1915-2007	93	VII	1983	<	1916-2007	92	
XII	1916	<	IX	1988								
annual	1921		1916-2007	92	IX	1965		1916-2007	92			
max	1949	<	1921-1970	50	IX	1942	<	1916-1964	49			
					X	1942		1916-2007	92			
					XI	1947		1915-2007	93			
					XII	1999						
					annual	1965		1916-2007	92			
					max	1949	<	1921-1970	50			

Morava - Moravský Svätý Ján									
Standard Normal Homogeneity Test					Mann-Whitney-Pettit Test				
Month	Change		Period	n	Month	Change		Period	n
I	1928		1922-2006	85	I	1974		1922-2009	85
II	1936				II	1935			
III	1949				III	1949			
IV	2006	<			III	1935	<	1922-1948	27
V	2006				IV	1937		1922-2009	85
VI	1988				V	1937			
VII	1997				VI	1935			
VII	1998	<	VII	1936					
VIII	1925		1922-2006	85	VIII	1936		1922-2005	84
IX	1942		IX	1955					
IX	1937	<	1922-1941	20	X	1955			
X	1923		1922-2006	85	XI	1982		1922-2006	84
XI	1942		1922-2005	84	XII	1989			
XII	1924		1923-2006	84	annual	1937		1923-2006	84
annual	1943		1923-2006	84	max	1937		1895-2007	113
annual	1937	<	1923-1942	20	max	1949	<	1937-2007	71
max	1926		1895-2007	113					

Belá Podbánské											
Standard Normal Homogeneity Test					Mann-Whitney-Pettit Test						
Month	Change		Period	n	Month	Change		Period	n		
I	1948		1928-2006	79	I	1948		1928-2006	79		
I	1954	<	1948-2006	59	II	1945	<	1928-2006	79		
II	1945	<	1928-2006	79	II	1982	<	1945-2006	62		
II	1954	<	1945-2006	62	III	1945	<	1928-2006	79		
III	1943		1928-2006	79	III	1978	<	1945-2006	62		
III	1934	<	1928-1942	15	IV	1939		1928-2006	79		
III	1954	<	1943-2006	64	V	1975					
IV	1934		1928-2006	79	VI	1973					
V	1975				VII	1986					
VI	1955				VIII	1982					
VII	1986				IX	1942					
VIII	1929		1942-2006	65	IX	1964	<	1942-2006	65		
IX	1942		1928-2005	78	X	1942		1928-2005	78		
X	1932				XI	1953	<			1928-2005	78
XI	1941	<			XI	1989	<			1953-2005	53
XII	1953	<	1929-2006	78	XII	1953	<	1928-2005	78		
annual	2005		1928-2008	81	annual	1942		1929-2006	78		
max	1935				max	1958		1928-2008	81		

Váh Liptovský Mikuláš									
Standard Normal Homogeneity Test					Mann-Whitney-Pettit Test				
Month	Change		Period	n	Month	Change		Period	n
I	1952		1921-2006	86	I	1954		1921-2006	86
II	1978				II	1981			
III	1939				III	1952			
IV	1979				IV	1979			
V	1997				V	1997			
VI	1924				VI	1935			
VII	2003				VII	1976			
VIII	1942		VIII	1982					
IX	1942		IX	1942					
X	1933		IX	1963	<	1942-2006	65		
XI	1946	<	1921-2005	85	X	1942		1921-2006	86
XII	1951		1922-2006	85	XI	1951	<	1921-2005	85
annual	1982		1921-2007	87	XII	1951		1922-2006	85
max	1986				annual	1982		1922-2006	85

Váh Sala									
Standard Normal Homogeneity Test					Mann-Whitney-Pettit Test				
Month	Change		Period	n	Month	Change		Period	n
I	1948	<	1921-2006	86	I	1966	<	1921-2006	86
I	1949	<	1948-2006	59	II	1965	<		
II	1944		1921-2006	86	III	1999			
III	1952								
IV	1953				IV	1953	<		
IV	1952	<	1921-1952	32	V	1959			
V	1968		1921-2006	86	VI	1936			
VI	1924								
VII	1997								
VIII	1986								
IX	1942								
X	1924				X	1942			
XI	1953	<	1921-2005	85	XI	1951	<		
XII	1934				XII	1934			
annual	1968		1922-2006	85	annual	1968		1922-2006	85
max	1961		1901-2007	107	max	1950	<	1901-2007	107
					max	1937	<	1901-1949	49

Hron Banská Bystrica									
Standard Normal Homogeneity Test					Mann-Whitney-Pettit Test				
Month	Change		Period	n	Month	Change		Period	n
I	1954		1931-2006	76	I	1984		1931-2006	76
II	1978								
III	1939								
IV	1973								
V	1997								
V	2005	<	1997-2006	10	VI	1989			
VI	1997		1931-2006	76	VII	1990			
VII	1967				VIII	1976			
VII	1953	<	1931-1966	36	IX	1981			
VIII	2002		1931-2006	76	X	1942			
IX	1942								
X	1985				XI	1942		1931-2005	75
XI	1946	<	1931-2005	75	XII	1953	<		
XII	1967				annual	1967	<	1932-2006	75
annual	1982	<	1932-2006	75	max	1982		1931-2006	76
max	1982		1931-2006	76					

Hron Brehy									
Standard Normal Homogeneity Test					Mann-Whitney-Pettit Test				
Month	Change		Period	n	Month	Change		Period	n
I	1984		1931-2006	76	I	1984		1931-2006	76
II	1980								
III	1942								
IV	2005								
V	1997								
V	2004	<	1997-2006	10	VI	1971			
VI	1990		1931-2006	76	VII	1988			
VII	1967				VIII	1990			
VIII	1967				IX	1973			
VIII	1965	<	1931-1966	36	X	1979			
IX	1942		1931-2006	76	XI	1982			
X	1963				X	1942		1931-2005	75
XI	1942	<	1931-2005	75	XI	1953	<		
XII	1983				XII	1967			
annual	1986		1932-2006	75	annual	1982	<	1932-2006	75
max	1929		1924-2007	84	max	1942		1924-2007	84

Kysuca Kysucke Nove Mesto											
Standard Normal Homogeneity Test					Mann-Whitney-Pettit Test						
Month	Change		Period	n	Month	Change		Period	n		
I	1974	<	1931-2006	76	I	1974		1931-2006	76		
II	1966		1931-2006	76	II	1966					
II	1967	<			1966-2006	41	III			1977	
III	1999						IV			1939	
IV	2006						V			1939	
V	1939						VI			1958	
VI	1955						VII	1983			
VII	1997						VII	1957	<	1931-1982	52
VIII	1987						VII	1995	<	1983-2006	24
IX	1932	<					VIII	1987		1931-2006	76
X	1937						IX	1942			
XI	1953		1931-2005	75	X	1942		1931-2005	75		
XI	1952	<	1931-1952	22	XI	1953					
XII	1995		1931-2005	75	XII	1990		1932-2006	75		
annual	1935		1932-2006	75	annual	1965					
max	1958		1931-2007	77	max	1957		1931-2007	77		
max	1961	<	1958-2007	50							

Topla Hanušovce nad Toplov											
Standard Normal Homogeneity Test					Mann-Whitney-Pettit Test						
Month	Change		Period	n	Month	Change		Period	n		
I	1932		1931-2006	76	I	1984		1931-2006	76		
II	1978		1931-2006	76	II	1978					
II	1977	<			1931-1977	47	III			1987	
III	1987						IV			1946	
IV	1933	<					V			1970	
V	1975						V	1993	<	1970-2006	37
VI	2005	<					VI	1965		1931-2006	76
VII	2001						VII	1953			
VIII	2004						VIII	1964			
IX	1932	<					IX	1970			
X	1981						X	1946			
X	1974	<	1931-1980	50	XI	1982		1931-2005	75		
XI	1934		1931-2005	75	XII	1983					
XII	1988				annual	1982		1932-2006	75		
annual	1982		1932-2006	75	max	1954		1931-2007	77		
annual	2005	<	1982-2006	25							
max	1933		1931-2007	77							

Krupinica Plastovce											
Standard Normal Homogeneity Test					Mann-Whitney-Pettit Test						
Month	Change		Period	n	Month	Change		Period	n		
I	1954		1931-2006	76	I	1983		1931-2006	76		
II	1978		1931-2006	76	II	1975	<				
II	1977	<			1931-1977	47	III			1971	<
III	1943						IV			1971	
IV	1933						V			1946	
V	1943	<					VI			1947	
VI	1968						VII			1986	
VII	1999						VIII			1946	
VIII	1967						IX			1942	
VIII	1966	<			1931-1966	36	IX	1937	<	1931-1941	11
IX	1941				1931-2006	76	IX	1963	<	1942-2006	65
X	1963				X	1974		1931-2006	76		
X	1965	<	1963-2006	44	XI	1953		1931-2005	75		
XI	1953	<	1931-2005	75	XII	1969	<				
XII	1977				annual	1971	<	1932-2006	75		
XII	1976	<	1931-1976	46	max	1968	<	1931-2007	77		
annual	1968	<	1932-2006	75							
max	1968	<	1931-2007	77							

Ipel Holisa													
Standard Normal Homogeneity Test					Mann-Whitney-Pettit Test								
Month	Change		Period	n	Month	Change		Period	n				
I	1983		1931-2006	76	I	1983	<	1931-2006	76				
I	2006	<	1983-2006	24	II	1982	<						
II	1980		1931-2006	76	III	1971	<						
III	1943	<			IV	1943							
IV	1933				V	1943							
V	1943				V	1970	<	1943-2006	64				
VI	2006				VI	1992		1931-2006	76				
VII	1953		VII	1953									
VII	1955	<	1953-2006	54	VIII	1953							
VIII	2002		1931-2006	76	IX	1951							
IX	1941				IX	1942	<			1931-1950	20		
X	1985				X	1963		1931-2006	76				
XI	1942	<			1931-2005	75	XI	1942	<	1931-2005	75		
XII	1981				1932-2006	75	XII	1971	<	1932-2006	75		
annual	1942	<	annual	1982			<						
annual	1936	<	1932-1941	10			max	1978	<			1931-2006	76
max	1967		1931-2006	75									
max	1962	<	1931-1966	36									

Nitra Nitrianska Streda											
Standard Normal Homogeneity Test					Mann-Whitney-Pettit Test						
Month	Change		Period	n	Month	Change		Period	n		
I	1948		1931-2007	77	I	1974		1931-2007	77		
I	1949	<	1948-2007	60	II	1970					
II	1988		1931-2007	77	III	1971					
III	1942				IV	1971					
IV	1971				V	1988					
V	1936				VI	1945					
VI	1936				VII	1988					
VII	1936		VIII	1989							
VIII	1967		1931-1966	36	IX	1957					
VIII	1966	<	1931-2007	77	X	1955					
IX	1942				XI	1953	<	1930-2006	77		
X	1974				XII	1967		1931-2007	77		
X	1975	<			1974-2007	34	annual			1968	
XI	1931	<			1930-2006	77	max			1943	
XI	1953	<	1931-2006	76							
XII	1981	<	1930-2006	77							
annual	1968		1931-2007	77							
max	2005		1924-2006	83							

Raba Arpas									
Standard Normal Homogeneity Test					Mann-Whitney-Pettit Test				
Month	Change		Period	n	Month	Change		Period	n
I	1984		1955-2007	53	I	1984		1955-2007	53
II	1989	<			II	1989	<		
III	1988				III	1988	<		
IV	1971				IV	1973	<		
V	1966				V	1992			
V	1965	<	1955-1965	11	VI	2000		1955-1970	16
VI	1973		1955-2007	53	VII	1967			
VII	1981				VIII	1973			
VIII	1973				IX	1971			
IX	1995				X	1963	<		
X	1983				XI	1969			
X	1982	<	1955-1982	28	XI	2001		1955-2007	53
XI	2001		1955-2007	53	XII	1970		1954-2007	54
XII	1967		1954-2007	54	annual	1988	<	1956-2007	52
annual	1971	<	1956-2007	52	annual	2000	<	1988-2007	20
max	1966		1954-2007	54	max	1988	<	1954-2007	54
max	1965	<	1954-1965	12	max	2000	<	1988-2007	20

Tisza Vasarosnameny									
Standard Normal Homogeneity Test					Mann-Whitney-Pettit Test				
Month	Change		Period	n	Month	Change		Period	n
I	1903		1889-2007	119	I	1975		1889-2007	119
II	1941		1921-2007	87	II	1941	<	1921-2007	87
II	1942	<	1941-2007	67	III	1925		1889-2007	119
III	1999		1889-2007	119	IV	1925		1896-2007	112
III	1925	<	1889-1998	110	V	1946		1921-2007	87
IV	1998		1896-2007	112	VI	1989			
V	1946		1921-2007	87	VII	1965		1915-2007	93
VI	1965				VII	1986	<	1969-2007	39
VII	1969		1915-2007	93	VIII	1964		1920-2007	88
VIII	1925		1920-2007	88	IX	1974	<		
VIII	1927	<	1925-2007	83	IX	1942	<	1920-1973	54
IX	1942		1920-2007	88	X	1974		1920-2007	88
IX	1941	<	1920-1941	22	X	1942	<	1920-1973	54
IX	1964	<	1942-2007	66	XI	1942		1920-2007	88
X	1942		1920-2007	88	XII	1964			
X	1974	<	1942-2007	66	annual	1974		1921-2007	87
XI	1945		1920-2007	88	annual	1983	<	1974-2007	34
XII	1922				annual	1974		1921-2007	87
annual	1974		1921-2007	87	max	1946	<	1882-2007	126
annual	1983	<	1974-2007	34					
max	1912	<	1882-2007	126					

Tisza Szolnok									
Standard Normal Homogeneity Test					Mann-Whitney-Pettit Test				
Month	Change		Period	n	Month	Change		Period	n
I	1949		1946-2007	62	I	1994		1946-2007	62
II	2007								
III	1999		1921-2007	87	III	1999		1921-2007	87
IV	1925								
V	1946								
VI	2006								
VII	1986								
VIII	1983								
VIII	1997	<	1983-2007	25	VIII	1997	<	1983-2007	25
IX	1942		1921-2007	87	IX	1964		1921-2007	87
IX	1940	<	1921-1941	21	IX	1942	<	1921-1963	43
IX	1964	<	1942-2007	66	X	1974	<	1945-2007	63
X	1974		1945-2007	63	XI	1942		1920-2007	88
X	1975	<	1974-2007	34	XI	1990	<	1942-2007	66
XI	1942		1920-2007	88	XII	1964		1920-2007	88
XII	1922				annual	1965		1946-2007	62
annual	1965		1946-2007	62	max	-	-	-	-
max	-	-	-	-					

Tisza Szeged									
Standard Normal Homogeneity Test					Mann-Whitney-Pettit Test				
Month	Change		Period	n	Month	Change		Period	n
I	1994		1921-2007	87	I	1965		1921-2007	87
II	1965								
III	1999								
IV	2007								
V	1943								
V	1941	<	1921-1942	22	VI	1990			
VI	2005		1921-2007	87	VII	1986			
VII	1986								
VIII	1924								
IX	1965								
X	1972								
XI	1942								
XII	1964								
annual	1965		1922-2007	86	IX	1965	<		
max	1962		1921-2007	87	X	1968	<		
					X	1942	<	1921-1967	47
					XI	1942		1921-2007	87
					XI	1970	<	1942-2007	66
					XII	1964		1921-2007	87
					annual	1965		1922-2007	86
					annual	1943	<	1922-1964	43
					max	1962	<		87

Szamos Csenger									
Standard Normal Homogeneity Test					Mann-Whitney-Pettit Test				
Month	Change		Period	n	Month	Change		Period	n
I	1975		1930-2007	78	I	1975		1930-2007	78
II	1984		1951-2007	57	II	1984		1951-2007	57
II	2000	<	1984-2007	24	III	1999		1930-2007	78
III	1999		1930-2007	78	IV	1975			
IV	2004								
V	1986								
VI	1986								
VII	1986								
VII	1986		1961-2007	47	VII	1986	<		
VIII	2005		1941-2007	67	VIII	1964		1941-2007	67
IX	1942		1930-2003	74	IX	1964	<	1930-2003	74
IX	1941	<	1930-1941	12	IX	1942	<	1930-1963	34
IX	1964	<	1942-2003	62	X	1972		1930-2007	78
X	1942	<	1930-2007	78	X	1942	<	1930-1971	42
X	1941	<	1930-1941	12	XI	1942		1930-2007	78
X	1972	<	1942-2007	66	XII	1982			
XI	1932	<	1930-2007	78	annual	1983	<	1961-2003	43
XII	1964				annual	1974	<	1961-1982	22
annual	1983		1961-2003	43	max	1962	<	1930-2007	78
annual	1978	<	1961-1982	22					
max	1962	<	1930-2007	78					

Maros Mako									
Standard Normal Homogeneity Test					Mann-Whitney-Pettit Test				
Month	Change		Period	n	Month	Change		Period	n
I	1938		1930-2007	78	I	1994		1930-2007	78
II	1940								
III	1999								
IV	2004								
V	1943								
VI	1953								
VII	1969								
VII	1976	<	1969-2007	39	VIII	1966	<	1930-1984	55
VIII	1955		1930-1984	55	IX	1966	<	1930-1980	51
IX	1968		1930-1980	51	X	1995		1968-2007	40
X	1975		1968-2007	40	XI	1991	<	1945-2007	63
X	1996	<	1975-2007	33	XII	1991		1960-2007	48
XI	1995		1945-2007	63	annual	-	-	-	-
XII	1995		1960-2007	48	max	1964		1930-2007	78
annual	-	-	-	-					
max	1969		1930-2007	78					

Sajo Felsoezcolca									
Standard Normal Homogeneity Test					Mann-Whitney-Pettit Test				
Month	Change		Period	n	Month	Change		Period	n
I	1921		1891-2007	117	I	1929	<	1891-2007	117
I	1915	<	1891-1920	30	II	1982	<		
II	1981		1891-2007	117	III	1971	<		
III	1971								
IV	1942								
V	1903								
VI	2006								
VII	1892	<	1891-2001	111	VII	1953		1891-2001	111
VIII	1892		1891-1967	77	VIII	1936		1891-1967	77
IX	1916		1891-2007	117	VIII	1904	<	1891-1935	45
IX	1913	<	1891-1915	25	IX	1955		1891-2007	117
X	1974		1891-2007	117	X	1974		1891-2007	117
X	1975	<	1974-2007	34	X	1985	<		
XI	1981		1945-2007	63	XI	1981		1945-2007	63
XII	1983								
annual	1982		1946-2007	62	annual	1986	<	1946-2007	62
max	1981		1891-2007	117	max	1981		1891-2007	117
max	1974	<	1891-1980	90					

Tisza Senta									
Standard Normal Homogeneity Test					Mann-Whitney-Pettit Test				
Month	Change		Period	n	Month	Change		Period	n
I	1994		1931-2007	77	I	1965	<	1931-2007	77
II	1965								
III	1999								
IV	1999								
V	2005								
VI	2005								
VII	1986								
VIII	1997								
IX	1942								
IX	1941	<	1931-1941	11	VII	1969	<	1931-1985	55
IX	1965	<	1942-2007	66	VIII	1965		1931-2007	77
X	1972		1931-2007	77	IX	1965	<	1931-2007	77
X	1942	<	1931-1971	41	IX	1942	<	1931-1964	34
XI	1942		1931-2007	77	X	1968	<	1931-2007	77
XII	1964								
annual	1965		1932-2007	76	X	1942	<	1931-1967	37
max	2006	<	1946-2006	61	XI	1990		1931-2007	77
					XII	1964		1931-2007	77
					annual	1965	<	1932-2007	76
					max	1962		1946-2006	61

Lim Prijepolje											
Standard Normal Homogeneity Test					Mann-Whitney-Pettit Test						
Month	Change		Period	n	Month	Change		Period	n		
I	1929		1926-2007	82	I	1952		1926-2007	82		
II	1989				II	1989					
II	1999	<	1989-2007	19	II	1999	<	1989-2007	19		
III	2004		1926-2007	82	III	1971		1926-2007	82		
IV	1994				IV	1994					
V	1930				V	1982					
VI	1930				VI	1988					
VI	1993	<			1930-2007	78	VII			1981	<
VII	1927	<			1926-2007	82	VIII			1982	
VII	1992	<	1927-2007	81	IX	1982					
VIII	1992		1926-2007	82	X	1942					
IX	2003				XI	1981					
X	1928				XII	1944					
XI	1981		1926-1980	55	annual	1982	<	1927-2007	81		
XI	1979	<	1926-2007	82	max	1968		1946-2002	57		
XII	1944		1926-2007	82							
annual	1982	<	1927-2007	81							
max	1974		1946-2002	57							

Drina Bajina Basta									
Standard Normal Homogeneity Test					Mann-Whitney-Pettit Test				
Month	Change		Period	n	Month	Change		Period	n
I	1928		1926-2007	82	I	1932		1926-2007	82
II	1935				II	1935			
III	1971				III	1971	<		
IV	2007				IV	1982			
V	1982	<			V	1982	<		
VI	1992	<			VI	1981	<		
VII	1927	<			VII	1982			
VIII	1955				VIII	1959			
VIII	1956	<	1955-2007	53	VIII	1982	<	1959-2007	49
IX	1937		1926-2007	82	IX	1963		1926-2007	82
X	1942				X	1946			
XI	1947				XI	1981			
XII	1933				XII	1949			
annual	1982	<	1927-2007	81	annual	1982	<	1927-2007	81
max	1980		1946-2002	57	max	1971		1946-2002	57

Sava Sremska Mitrovica											
Standard Normal Homogeneity Test					Mann-Whitney-Pettit Test						
Month	Change		Period	n	Month	Change		Period	n		
I	1994		1926-2007	82	I	1994		1926-2007	82		
II	1935				II	1981					
III	1971				III	1971					
IV	2004				IV	1962					
V	1943				V	1943					
VI	1982				VI	1982					
VII	1927	<			VII	1982					
VIII	1927	<			VIII	1982					
IX	1963				VIII	1955	<			1926-1981	56
X	1942				IX	1963				1926-2007	82
XI	1945	<			IX	1942	<			1926-1962	37
XII	1967				X	1942				1926-2007	82
annual	1943		1927-2007	81	X	1972	<	1942-2007	66		
annual	1936	<	1927-1942	16	XI	1945	<	1926-2007	82		
max	1982		1946-2002	57	XII	1967		1926-2007	82		
					annual	1982		1927-2007	81		
					max	1971		1946-2002	57		

Moravica Arilje											
Standard Normal Homogeneity Test					Mann-Whitney-Pettit Test						
Month	Change		Period	n	Month	Change		Period	n		
I	1987		1963-2007	45	I	1987		1963-2007	45		
II	1988										
III	2005										
IV	1995										
IV	1998	<	1995-2007	13	III	1989		1963-2007	45		
V	1968		1963-2007	45	IV	1992					
VI	1993										
VI	2005	<			1993-2007	15	V			1968	
VII	1993				1963-2007	45	VI	1993			
VIII	1980										
IX	1979										
X	2002										
XI	2007		1963-1995	33	X	1982	<	1963-2007	45		
XII	1971										
annual	1987				1964-2007	44	XI			1970	
max	1968				1950-2006	57	XII			1982	
max	1965	<	1950-1967	18	annual	1985		1963-1981	19		
					max	1968		1964-2007	44		
								1950-2006	57		

Ibar Lopatnica Lakat									
Standard Normal Homogeneity Test					Mann-Whitney-Pettit Test				
Month	Change		Period	n	Month	Change		Period	n
I	1949	<	1948-2007	60	I	1983		1948-2007	60
II	1981								
III	2004								
IV	1959								
V	1981								
VI	1990								
VII	1953								
VIII	1975								
VIII	1977	<	1975-2007	33	VIII	1975	<	1949-2007	59
IX	1972		1948-2007	60	IX	1971	<		
IX	1973	<	1972-2007	36	X	1972	<		
X	1958		1948-2007	60	XI	1972			
XI	1956								
XII	1956								
annual	1953				1949-2007	59	XII	1973	
annual	1957	<	1953-2007	55	annual	1983		1949-2007	59
max	1982		1948-2006	59	max	1982	<	1948-2006	59
max	2003	<	1982-2006	25					

Zapadna Morava Jasika									
Standard Normal Homogeneity Test					Mann-Whitney-Pettit Test				
Month	Change		Period	n	Month	Change		Period	n
I	1987		1959-1993	35	I	1983		1959-2093	35
II	1988								
III	1989								
IV	1995		1959-2000	42	IV	1992		1959-2000	42
V	1981		1959-2007	49	V	1983			
VI	1990								
VII	1960								
VIII	1960								
IX	1960		1959-1992	34	VII	1993		1959-2007	49
X	1971								
XI	1960								
XII	1972								
XII	1982	<	1972-1992	21	XII	1972		1972-1992	21
annual	1990		1960-1993	34	annual	1990			
max	-	-	-	-	max	-	-	-	-

Juzna Morava Mojsinje									
Standard Normal Homogeneity Test					Mann-Whitney-Pettit Test				
Month	Change		Period	n	Month	Change		Period	n
I	1949	<	1948-2007	60	I	1983		1948-2007	60
II	1982								
III	1987								
III	2004	<	1987-2007	21	IV	1983			
IV	1964		1948-2007	60	V	1983			
V	1983								
VI	1949	<							
VII	1990								
VIII	2002								
IX	1984								
X	1955		1955-2007	53	IX	1970	<	1948-1983	36
X	1958	<							
XI	2007		1948-2007	60	IX	1995	<	1984-2007	24
XII	1956								
annual	1983		1949-2007	59	XI	1972		1948-2007	60
max	1967	<	1950-2006	57	XII	1972			
max	1988	<	1967-2006	40	annual	1983	<	1949-2007	59
					max	1984	<	1950-2006	57
					max	1967	<	1950-1983	34

Velika Morava Ljubicevski most									
Standard Normal Homogeneity Test					Mann-Whitney-Pettit Test				
Month	Change		Period	n	Month	Change		Period	n
I	1996		1964-2007	44	I	1996		1964-2007	44
II	1987								
II	1996	<	1987-2007	21	III	1987		1931-2007	77
III	2004		1931-2007	77	IV	1995			
III	1989	<	1931-2003	73	V	1983			
IV	2007		1931-2007	77	VI	1953		1953-2007	55
V	1983								
VI	1990								
VII	1934								
VIII	1955								
VIII	1956	<			1955-2007	53	VI	1981	<
IX	1934		1931-2007	77	VII	1990			
X	2002		1945-2007	63	VIII	1967		1931-2007	77
XI	2007								
XII	1956		1945-2006	62	IX	1970	<	1970-2007	38
annual	1983		1946-2007	62	IX	1982	<		
max	1968	<	1948-2006	59	X	1970	<	1945-2007	63
					X	1961	<	1945-1969	25
					XI	1972		1945-2007	63
					XII	1972		1945-2006	62
					annual	1983		1946-2007	62
					max	1982	<	1948-2006	59

Drava Donji Mihnjac									
Standard Normal Homogeneity Test					Mann-Whitney-Pettit Test				
Month	Change		Period	n	Month	Change		Period	n
I	1959		1946-2007	62	I	1972		1946-2007	62
I	1972	<	1959-2007	49	I	1959	<	1946-1971	26
II	1989		1946-2007	62	II	1989		1946-2007	62
III	1948								
IV	1989								
V	1993								
VI	1988								
VII	1992								
VIII	1973								
IX	1957								
X	1952								
XI	1948								
XII	1967								
XII	1958	<			1946-1966	21	VI		
annual	1976		1947-2007	61	VII	1982			
max	2001		1946-2007	62	VIII	1981		1946-2007	62
					IX	1960			
					X	1973			
					XI	1969			
					XII	1967			
					annual	1982		1947-2007	61
					max	1976		1946-2007	62

Kupa Jamnicka Kiselica									
Standard Normal Homogeneity Test					Mann-Whitney-Pettit Test				
Month	Change		Period	n	Month	Change		Period	n
I	1972		1948-1991	44	I	1972	<	1948-1991	44
II	1981								
III	1989								
IV	1988								
V	1991								
VI	1953								
VII	1949	<							
VIII	1955								
IX	1963								
X	1974		1948-1990	43	X	1973		1948-1990	43
X	1975	<	1974-1990	17					
XI	1981		1948-1990	43					
XII	1983		1948-1990	43	annual	1971		1949-1990	42
annual	1985		1949-1990	42	max	1967		1948-1990	43
max	1956		1948-1990	43					

Sava Zagreb									
Standard Normal Homogeneity Test					Mann-Whitney-Pettit Test				
Month	Change		Period	n	Month	Change		Period	n
I	2002		1926-2008	83	I	1948		1926-2008	83
II	1981								
III	1938								
IV	1938								
IV	1937	<	1926-1937	12	V	1943			
IV	1950	<	1938-2008	71	VI	1999			
V	1943		1926-2008	83	VII	1954			
VI	2000								
VII	1927	<							
VIII	1927	<							
IX	1995								
IX	1999	<	1995-2008	14	X	1941		1941-2008	68
X	1941		1926-2008	83	X	1973	<		
XI	1935	<							
XII	2008								
annual	1938		1927-2008	82	XI	1967	<	1926-2008	83
max	1941		1926-1995	70	XII	1958		1927-2008	82
					annual	1942		1927-2008	82
					max	1941		1926-1995	70

Orljava Pleternica Most									
Standard Normal Homogeneity Test					Mann-Whitney-Pettit Test				
Month	Change		Period	n	Month	Change		Period	n
I	2000		1946-2008	63	I	1994		1946-2008	63
II	2000								
III	1989								
IV	1951								
V	1951								
VI	1960								
VII	2000								
VIII	1973		1946-1972	27	VIII	1969			
VIII	1972	<							
IX	1995		1946-2008	63	IX	1963			
IX	1947	<	1946-1994	49	X	1987			
X	1954		1946-2008	63	XI	1989			
X	1956	<	1946-2008	55	XII	2000		1947-2008	62
XI	1947		1946-2008	63	annual	2000			
XII	1953								
annual	2000		1947-2008	62	max	2002		1946-2008	63
max	2002		1946-2008	63					

Una Kostajnica									
Standard Normal Homogeneity Test					Mann-Whitney-Pettit Test				
Month	Change		Period	n	Month	Change		Period	n
I	1987		1926-1991	66	I	1972		1926-1991	66
II	1989								
III	1989								
IV	1989								
V	1991								
VI	1982		1926-1990	65	VI	1977		1926-1990	65
VII	1927	<							
VIII	1927								
IX	1955								
X	1945								
X	1944	<	1926-1944	19	IX	1979	<	1963-1990	28
XI	1967	<	1926-1990	65	X	1942	<	1926-1990	65
XII	1983				XI	1967	<	1926-1990	65
annual	1990		1927-1990	64	XII	1983		1927-1990	64
max	1975		1926-1990	65	annual	1982		1927-1990	64
					max	1975		1926-1990	65

Sava Catez									
Standard Normal Homogeneity Test					Mann-Whitney-Pettit Test				
Month	Change		Period	n	Month	Change		Period	n
I	1964		1956-2005	50	I	1972		1956-2005	50
II	1981	<							
III	1990								
IV	1980								
V	1992	<							
VI	1993	<							
VII	1981								
VIII	2005								
IX	1975								
X	1973								
XI	1967								
XII	1967								
annual	1981	<	1957-2005	49	annual	1981	<	1957-2005	49
max	-	-	-	-	max	-	-	-	-

Krka Podbojce									
Standard Normal Homogeneity Test					Mann-Whitney-Pettit Test				
Month	Change		Period	n	Month	Change		Period	n
I	1948		1933-2005	73	I	1948		1933-2005	73
II	1981								
III	1990								
IV	1951								
V	1943								
VI	1940	<							
VII	1976								
VIII	2005								
IX	1938								
X	1941								
XI	1963								
XII	1938								
annual	1939		1934-2005	72	VIII	1942	<	1933-1953	21
max	-	-	-	-	IX	1963		1933-2005	73
					X	1945		1945-2005	61
					X	1973	<	1945-2005	61
					XI	1967	<	1933-2005	73
					XII	1967		1933-2005	73
					annual	1982	<	1934-2005	72
					max	-	-	-	-

Savinja Lasko									
Standard Normal Homogeneity Test					Mann-Whitney-Pettit Test				
Month	Change		Period	n	Month	Change		Period	n
I	1948		1946-2005	60	I	1977		1946-2005	60
II	1981				II	1981	<		
III	1948				III	1988			
IV	1956				IV	1956			
V	1992				V	1992			
VI	1992				VI	1992			
VII	1949				VII	1954			
VIII	2005	<			VIII	1953			
IX	1960				IX	1960			
X	1973				X	1973	<		
XI	2001				XI	1970			
XII	1958				XII	1958			
XII	1961	<	1958-2005	48	annual	1960		1947-2005	59
annual	1951		1947-2005	59	max	-	-	-	-
max	-	-	-	-					

Sava Litija									
Standard Normal Homogeneity Test					Mann-Whitney-Pettit Test				
Month	Change		Period	n	Month	Change		Period	n
I	1948		1927-2005	79	I	1948		1927-2005	79
II	1981				II	1981			
III	1938				III	1980			
IV	1990				IV	1990			
V	1992	<			V	1988	<		
VI	1992	<			VI	1992	<		
VII	1981				VII	1981			
VIII	1979				VII	1954	<		
IX	1938				VIII	1979			
X	1941				IX	1941			
XI	1936				X	1941			
XII	1967				XI	1970			
annual	1981	<	1928-2005	78	XII	1967		1927-2005	79
max	-	-	-	-	annual	1981	<	1928-2005	78
					max	-	-	-	-

Siret Storozhinec									
Standard Normal Homogeneity Test					Mann-Whitney-Pettit Test				
Month	Change		Period	n	Month	Change		Period	n
I	1996	<	1962-2005	44	I	1979	<	1962-2005	44
II	1997	<			II	1992	<		
III	1999	<			III	1999			
IV	1996				IV	1996			
IV	1997	<	1996-2005	10	V	1985			
V	1999		1962-2005	44	VI	1969			
VI	1967				VII	1998			
VII	1964				VIII	1996			
VIII	2002	<			IX	1988			
IX	1996		X	1995	<				
X	1996		X	1995	<				
X	1997	<	1996-2005	10	XI	1995	<		
XI	1995		1962-2005	44	XII	1993			
XII	1995		1963-2005	43	annual	1996	<	1963-2005	43
annual	1996	<	1963-2005	43	max	1969	<	1953-2005	53
max	1969	<	1953-2005	53					
max	1971	<	1969-2005	37					

Prut Chernivci											
Standard Normal Homogeneity Test					Mann-Whitney-Pettit Test						
Month	Change		Period	n	Month	Change		Period	n		
I	1979		1970-2005	36	I	1979		1970-2005	36		
I	1983	<	1979-2005	27	II	1997					
II	1997		1970-2005	36	III	1999		1970-1998	29		
III	1999		1970-1998	29	III	1983	<				
IV	1981				1970-2005	36	IV	1981			
V	1971	<	V	1986			<	1970-2005	36		
VI	1986		VI	1986							
VII	1983	<	VII	1986							
VIII	1984		VIII	1984							
VIII	2002	<	1984-2005	22			VIII	1997	<	1984-2005	22
IX	1979		1970-2005	36			IX	1982		1970-2005	36
X	1982		1970-2005	36			X	1982		1982-2005	24
X	1991	<	1982-2005	24	X	1991	<				
XI	1982		1970-2005	36	XI	1982		1970-2005	36		
XI	1980	<	1970-1981	12	XI	1990	<	1982-2005	24		
XI	1990	<	1982-2005	24	XII	1982		1970-2005	36		
XII	1982		1970-2005	36	annual	1983	<	1971-2005	35		
annual	1983	<	1971-2005	35	annual	1978	<	1971-1982	12		
annual	1978	<	1971-1982	12	max	1986		1970-2003	34		
max	1971		1970-2003	34							

Tisza Rakhiv											
Standard Normal Homogeneity Test					Mann-Whitney-Pettit Test						
Month	Change		Period	n	Month	Change		Period	n		
I	1949	<	1947-2005	59	I	1993		1947-2005	59		
II	1978				II	1994					
II	1977	<	1947-1977	31	III	1994					
II	1994	<	1978-2005	28	IV	1962					
III	2001	<	1947-2005	59	V	1979					
IV	1998				VI	1969					
V	1951				VII	1964					
VI	2003				VIII	1954					
VII	1962				IX	1988	<				
VIII	1954				X	1991	<				
VIII	1956	<			1954-2005	52	XI			1990	
IX	1988				1947-2005	59	XII			1989	
X	1991	<	annual	1993				1948-2005	58		
XI	1990		max	1967				1947-2005	59		
XII	1948	<									
annual	1994		1948-2005	58							
max	1949		1947-2005	59							

Tisza Vylok											
Standard Normal Homogeneity Test					Mann-Whitney-Pettit Test						
Month	Change		Period	n	Month	Change		Period	n		
I	1957		1954-2005	52	I	1964		1954-2005	52		
II	1959				II	1971					
III	1999	<			III	1999					
IV	1956				IV	1969					
V	1959				V	1986		1954-1985	32		
VI	1986				VI	1986					
VII	1986				VII	1986	<	1954-2005	52		
VIII	1961	<			VIII	1983	<				
IX	1964				IX	1972					
X	1974				X	1991					
XI	1990				XI	1990					
XII	2001				XII	1983					
annual	1959	<	1955-2005	51	annual	1983				1955-2005	51
max	2002		1954-2005	52	max	1987				1954-2005	52

Rika Mighirja									
Standard Normal Homogeneity Test					Mann-Whitney-Pettit Test				
Month	Change		Period	n	Month	Change		Period	n
I	1949		1947-2005	59	I	1982		1947-2005	59
II	1959				II	1959			
III	1999	<			III	1962			
IV	2005				IV	1985			
V	1970				V	1970			
VI	1989				VI	1990			
VII	2002				VII	1969			
VIII	1990				VII	1987	<		
IX	1964				VIII	1990			
X	1991				IX	1964	<		
XI	1990				X	1972			
XII	1953				XI	1990			
annual	1965		1948-2005	58	XII	1983		1947-2005	59
max	1960		1946-2005	60	annual	1965		1948-2005	58
					max	1987		1946-2005	60

Lator Mucacheve													
Standard Normal Homogeneity Test					Mann-Whitney-Pettit Test								
Month	Change		Period	n	Month	Change		Period	n				
I	1949		1947-2005	59	I	1979		1947-2005	59				
II	1959				II	1991							
III	1999	<			III	1977	<						
IV	2005				IV	1975							
V	2005				V	1974	<						
VI	1990				VI	1974							
VII	1974				VI	1990	<						
VIII	1974				VII	1969							
IX	1968				VIII	1974							
X	1974				IX	1972	<						
X	1975	<			1974-2005	32	X			1974	<	1947-2005	59
XI	1990				1947-2005	59	XI			1979		1947-2005	59
XII	1953		1947-2005	59	XII	1978							
annual	1974	<	1948-2005	58	annual	1974	<	1948-2005	58				
max	1958		1947-2005	59	max	1958		1947-2005	59				
max	1957	<	1947-1957	11									

Lator Chop													
Standard Normal Homogeneity Test					Mann-Whitney-Pettit Test								
Month	Change		Period	n	Month	Change		Period	n				
I	1959		1957-2005	49	I	1994		1957-2005	49				
II	1959				II	1990							
III	1999	<			III	1999							
IV	1962				IV	1975							
V	2005	<			V	1970							
VI	1990				VI	1990							
VII	1986				VI	1969	<						
VIII	1998				VII	1987							
IX	1965				VIII	1996							
X	1974				IX	1974							
X	1975	<			1974-2005	32	X			1974		1957-2005	49
XI	1992				1957-2005	49	XI			1990		1957-1989	33
XII	1983		1957-2005	49	XII	1983							
annual	1965		1958-2005	48	annual	1974		1958-2005	48				
max	1962		1957-2005	49	max	1990		1957-2005	49				

Uzh Uzhgorod									
Standard Normal Homogeneity Test					Mann-Whitney-Pettit Test				
Month	Change		Period	n	Month	Change		Period	n
I	1949		1947-2005	59	I	1979		1947-2005	59
II	1959								
III	1999								
IV	1971								
V	2005								
VI	1991								
VII	1986				VI	1965		1965-2005	41
VIII	1953				VII	1969		1947-2005	59
IX	1965	<			VII	1986	<	1969-2005	37
X	1974				VIII	1965		1947-2005	59
X	1975	<			IX	1965	<		
XI	1990				X	1974	<		
XII	1953		XI	1964					
annual	1949		1948-2008	58	XII	1983		1948-2008	58
max	1958		1947-2005	59	annual	1987		1948-2008	58
					max	1984		1947-2005	59

Prut Jaremcha									
Standard Normal Homogeneity Test					Mann-Whitney-Pettit Test				
Month	Change		Period	n	Month	Change		Period	n
I	1957		1950-2005	56	I	1991		1950-2005	56
II	2000								
III	1999	<							
IV	1995								
V	1999								
VI	1969				II	1995			
VI	1970	<	1969-2005	37	III	1967			
VII	1964		1950-2005	56	IV	1995			
VIII	2004								
IX	1988								
X	1991	<							
XI	1990								
XII	1951				V	1970			
annual	1969	<	1951-2005	55	VI	1969	<	1964-2005	42
max	1983		1950-2005	56	VII	1964	<		
					VII	1985	<		
					VIII	1972			
					IX	1988			
					X	1991	<	1950-2005	56
					XI	1990			
					XII	1993			
					annual	1969	<	1951-2005	55
					annual	1986	<	1969-2005	37
					max	1969		1950-2005	56
					max	1983	<	1969-2005	37

Una Kralje									
Standard Normal Homogeneity Test					Mann-Whitney-Pettit Test				
Month	Change		Period	n	Month	Change		Period	n
I	1972		1969-1990	22	I	1984		1969-1990	22
II	1989								
III	1989								
IV	1989								
V	1990								
VI	1970								
VII	1982								
VIII	1978								
IX	1989								
X	1977								
XI	1981								
XII	1983								
annual	1985		1970-1990	21	annual	1985		1970-1990	21
max	1983		1969-1990	22	max	1983		1969-1990	22

Vrbas Kozluk Jajce									
Standard Normal Homogeneity Test					Mann-Whitney-Pettit Test				
Month	Change		Period	n	Month	Change		Period	n
I	1983		1971-1989	19	I	1983		1971-1989	19
II	1988								
III	1977								
IV	1989								
V	1978								
VI	1978								
VI	1979	<	1978-1989	12	VII	1987			
VII	1986		1971-1989	19	VIII	1983			
VIII	1989								
IX	1988								
X	1979								
XI	1981								
XII	1983								
annual	1987		1972-1989	18	XII	1976	<	1971-1982	12
max	1975		1971-1989	19	annual	1983		1972-1989	18
					annual	1977	<	1972-1982	11
					max	1985		1971-1989	19